

Dublin Chapter Newsletter

September 2015



Inside this Issue:

Francis Corr leads us a jig!



A new Caption Competition

Who was winning 10 years ago? ◀

Who was winning 10 years ago?

Pictures of competition winners 10 years ago this month. Can you name the winners? Answers in the next issue.



advanced



experienced




beginners

Upcoming Events

- IWG National Seminar 2015 - Dublin, Radisson Blu Hotel (Dublin Airport), September 25 - 27th.

Chapter Trade Stands: -

- * September - The woodshed
- * October - The Carpentry Store
- * November - The Woodshed.
- * December - The Hut.



Francis Corr Shows us Adjustable Cole Jaws/Longworth Chuck.

Francis showed us how to make an item to enable an otherwise finished bowl to be held by the top/rim end, so as to allow the bottom/foot to be completed.

I like Francis' style in choosing to use a basic DML 24 lathe for the simple reason that not every member has the latest and greatest lathe on the market! He also makes a point of the absolute necessity of safeguarding one's health, especially from the injurious effects of wood dust.

So, the project for this morning consists of two wooden discs of as large diameter as your lathe will accommodate (928mm for the DML). Each disc has identical, arced slots arranged in opposition to each other. One has a face plate attached for mounting. Both are held together by a series of bolts and wing nuts, allowing them to be rotated in opposite directions, thus increasing or decreasing the diameter of the bolt-circle, while maintaining centricity. The function of the item is to enable an otherwise finished bowl to be held by the top/rim end, so as to allow the bottom/foot to be completed. For this purpose, the bolts need to be fitted with a flexible item such as rubber door stops, so as to squeeze on the bowl without damaging it.

Francis' blanks are of 12.5mm hardwood faced ply. They are 228mm square. He finds the centre and locates the 75mm faceplate over this point. It is a good idea to register the position of the faceplate with a pencil line around its base. He uses screws long enough to penetrate into the 'second' blank while not protruding. He uses the jigsaw to cut the circumference. The assembly is now mounted, and the edges tidied up including a light sanding. With a Jacobs chuck mounted in the tailstock, a small hole is drilled through the centre.

Setting Out for the Curved Slots

The item is removed from the lathe, faceplate downwards (two blocks of waste wood ensure that the assembly is not balancing on the faceplate). Francis cautions; "Do not take the faceplate off". Using a large dividers, he 'steps' around the circumference, inscribing four quadrants. These are then halved to form eight equal 'slices' all of which meet at the centre. A circle of 85mm is now inscribed around the centre, leaving a 10mm safe area outside that occupied by the 75mm faceplate. A further circle is inscribed 10mm in from the rim. Finally, a third circle is inscribed exactly half way between the other two. For clarity, let us call the outer



circumference No.1, the middle one No.2 and the inner one No.3. The locus of each curved slot is arrived at by locating the compass point at the intersection of diameter and circumference No.2 adjusting the compass along the diameter so that the pencil falls on circumference No.3. An arc is then inscribed in a clockwise direction until the pencil arrives at circumference No.1. This action is repeated until the eight slot details have been inscribed. Francis stresses the point that the angle of the arcs is not as crucial an issue as that they be consistent with each other.

Setting up the Router

"A router shaft revolves at upwards of 20k rpm clockwise. Never use it in an anti-clockwise direction!" Francis is using 6mm roof bolts, so his router is fitted with a 6mm cutter. A piece of perspex, extending behind, with a hole drilled to allow the cutter to plunge, has been attached to the sole plate with double sided tape. He positions the router so that the cutter will plunge at the inner extreme of the slot. A small hole is drilled in the perspex at this point to accept a short screw which will maintain the consistency of each swivel-arc of the cutter along the length of the slot to be routed. It is worth drilling both ends of each slot first as a safeguard against over-routing. "The trick with the router is 'little and often'. Don't ask it to plough!" A series of recesses done with a Forstner bit provides a handy finger grip when adjusting the discs for use. Once the slots are in opposition to each other, and the bolts and wingnuts with rubber stops are located, you're good to go!

Thank you, Francis, for a most interesting demo. Full, as usual, of info and handy tips.

Pacelli O'Rourke

Chairman: Bob Finley
086 8323730
DWT.Chair@gmail.com

Secretary: Joe O'Neill
087 623 0162
DWT.Secretary@gmail.com

Treasurer: Vincent Whelan
087 760 4918
DWT.Treasurer@gmail.com

Vice-Chairman: Joe McLoughlin
087 261 0803

Membership: Michael Clarke
087 252 2637
DWT.Membership@gmail.com

Competitions:W/shops: John Doran
087 639 3081
DWT.Competitions@gmail.com

Books & Video: Eamonn Boland
086 274 7600
DWT.Library@gmail.com

Exhibitions: Paul Murtagh
087 133 1292
01 456 5509

Audio/Visual: Tony Hartney
087 681 4912
DWT.Video@gmail.com

Newsletter: Mike Sims
087 989 8793
DWT.Newsletter@gmail.com

Caption Competition - September



If you can think of a good caption for this picture, it will be published in the next issue.

Suggestions to the editor or the committee please.

Demonstrators 2015

Saturday

September - Yann Marot December - Joe O'Neill
October - Pat Walsh
November - Bob Finley

Wednesday

September - Ceceil Barron December - Joe O'Neill
October - Charlie Ryan
November - Malcolm Hill

Useful Links - Interesting and useful items related to wood.




Top 10 Unusual Trees. Trees are fascinating organisms. They live on a timescale that is hard to relate to human life, and because they act so slowly we often do not notice what they are doing. To see ten particularly unusual trees; unusual either because of their biology or because humans have changed them in some way, follow this link:-
www.listverse.com/2011/10/03/top-10-unusual-trees/



August Competition Entrants



Beginners



Experienced



Advanced



Artistic

**August
Competition Winners**

Martin Boyle - Beg



Willie Edwards - Exp



Seamus McKeefry - Adv



Michael Fay - Art



August Wednesday Demo by Bob Finley.

He demonstrated how to make wooden flowers from pine, colour them with spirit stain that can be had from the Carpentry Store or the Hut. He also showed how to finish them with super glue.

He then showed how to make a fluffy flower from a branch of a bush from my garden.

After that he showed how to finish a pen with super glue.

There were 23 people in attendance.



Sandyford Men's Shed Officially Opened.

Last August 20th saw the official opening of the Sandyford Men's Shed. Part of the national network of Men's Sheds and allied to the IMSA (Irish Men's Sheds Association), information about the movement can be found at www.menssheds.ie.

The evening started with a talk by the Sandyford Shed's organiser Aidan Carthy, on the virtues of the organisation followed by refreshments and mingling.

Thongs or people were there including Vincent Whelan, Mat Maher and Gerry Ryan. Shane Ross TD was also there.



Looking forward from a woodcraft point-of-view; John Mangan will help "shedders" with wood-carving, and our own Tony Lally will provide help with woodturning.

If you are in the area, drop in for a chat and a cuppa. The meetings are on Monday to Friday (2:00 to 5:00pm) and on Thursday night (7:00 to 9:00).

Aidan Carthy can be contacted on 086-2731812.

The Sandyford Shed is at 38 Carmanhall Rd., in the Sandyford Business Park. The building is shared with the STEP project and it's just around the corner from Chadwicks, and close to the Beacon Shopping complex.

Items for Sale.

Record CL3 Lathe (5 Speed 230V) c/w RPLB24 Lathe Bench (a stand) and a lot of extras.

For example: -

- CL3 Bowl Rest,
- Nova Chuck Set G3,
- Gouges,
- Chisel Long Hole Boring Kit.

Also a Record Dust Extractor DX 1000 , Catalogues, and 3 Books.

Sell the lot for €500 or as separate items.

Phone Cyril Mc Loughlin 086 3677961.



Visit to Glenn Lucas Woodturning


On the 29th August a group of turners visited the workshop of Glenn Lucas for the day in County Carlow. In the morning Glenn showed us the making of a plate, and in the afternoon, a bowl - including the coring out of a typical bowl blank. After an excellent



lunch break, we had a talk on the sources of wood for a production turner, and Glenn talked about his drying kiln.

As expected, Glenn was a good demonstrator who gave freely of information and advice - he had many stories thrown in as well.

Mount Leinster was our backdrop and the the sun shone and the Lucas family showed us great hospitality. Thanks also to the people who organised the day from the Chapter side.



“Woodturning” Magazine.

Subscription Price. €52.00

12 Issues, Commencing Issue Number 285 November 2015.

Posted / Delivered to your door.

New Chapter Members.

For those new to the Chapter, the “Woodturning” Magazine, is published by GMC Publications in the U.K.. As a Chapter we get a good Bulk Order price, compared to individual subscriptions, and even far better than buying locally in your newsagent.

Subscription Cut-Off Date: Friday 16th October 2015.

The 12th October will be the final date for acceptance of payments. Any received after this date will not be accepted, and will be returned. If you want it, ORDER IT NOW.

If you are late, you will have to order it directly yourself, at a higher cost.

All Members who want the Magazine:

Print out the attached Application Form, and fill it out in block capitals, in full.
This includes all members who have got the magazine in the past.

Return the Application Form with payment to me as soon as possible. All my details are listed at the end of the form.

Payment can be made by Cheque or Cash.
Cheques to be made out to Graham Brislane. (not the Chapter or the Guild)

I will be accepting payments at our Chapter Meetings, Saturday 5th September, and Saturday 3rd October.

Applications with cheques can be posted to me. (Please do not send cash via post).
I or the Chapter cannot be responsible if it gets lost or stolen.

Applications with Cash or Cheques can be hand delivered to my house.

If you have any questions, please just give me ring, or send an email.

“Woodturning” Magazine Application Form – 2015 / 2016:

To commence from: Issue No 285, November 2015.

Price for 12 Issues: € 52.00

Name: _____

Address: _____

Your Contact Details: (All required)

Phone (Landline): _____

Phone: (Mobile) _____

Email: _____

Methods of Payment:

Cash: Pay directly to Graham Brislane.

Cheques: To be made out to Graham Brislane.

Any questions, contact: Graham Brislane,
1 The Drive,
Boden Park,
Rathfarnham,
Dublin 16.

Phone: 01-4941 963

Mobile: 087-2914 770

Email: grahgill@eircom.net