


Dublin Chapter, Irish Woodturners Guild



Newsletter Volume 4, Number 5 Sep-Oct 1997

Page 1

Competition

November
Mug

December
Christmas decoration

Demonstration

November

- (1) Christmas decorations-Mick Healy
- (2) Christmas decorations-Tim McGill

December

- (1) Expanding wooden chuck jaws-Johnny Wetherall
- (2) Chucking methods-Hugh Flynn

MEXICO by Mick Healy

Where do we go for our holidays! The boss decides she would like to see Mexico, suits me, maybe I will try and see my "amigo" Guadalupe (see Dublin Chapter Newsletter March April 97 Volume 4, Number 2).

The following week Seamus O'Reilly and I had lunch with the Mexican Ambassador H.E. Daniel Dultzin (high flyers!) and of course I said I was going to Mexico. A couple of weeks later he phoned to say if we could get to Mexico City he had arranged for us to be met by an interpreter for the weekend.

So off we go, heart in

mouth, duly met and taken to "Tuloca" for lunch with 70 members of the Tourist Board. It was their annual get together, high living again. After lunch off to where Guadalupe lives St. Maria Rayon about 20 miles. We arrived at a wayside shop-cum-workshop with about 30 people outside plus the Mayor of the town. They all clapped and Betty got a bunch of flowers, (I think they thought she was our Mary Robinson). Anyway we spent a wonderful evening with them, 8 of Guadalupe's Pupils and his daughter gave a demo of Bow Lathe turning, wonderful.

The next day we visited 6 of their workshops, a big eye-

(See "Mexico": continued on page 2)

Inside this Month

MEXICO	P1
UK Exchange Visit	P1
From the Editor	P2
Demonstrations	P3
Insurance Scheme	P4
ALZHEIMER'S	P5
League Table	P6
Chapter News	P7
Small Adds	P7
Acknowledgments	P7
Web Addresses	P7
Advertising	P8

UK Exchange Visit

The second annual exchange visit between the Dublin Chapter and the Northern Federation of Woodturning Groups took place last weekend 19th to 22nd September. Six members of the Dublin Chapter visited the UK and as usual were very well taken care of by

our UK colleagues. I travelled with Peter Mulvaney, Tim McGill and Harry Kampff. I stayed with Roger Bealey and his wife Margaret. Roger is secretary of the Federation and is also a member of two woodturning clubs in West Yorkshire. He is also a member of a photographic club, is active in local affairs and he does a bit of woodturning in his spare

(See "UK Exchange Visit": continued on page 4)

From The Editor

And so another milestone passes. When I first took this job as Editor I was awaiting the imminent arrival of my first child, My son and heir. And so almost two years and three months later the latest addition to our family has arrived, a daughter (Stephanie Rose) on Friday 12 September weighing in at 6 lb 13 oz, Mother and baby doing fine. Much has passed in my life over that period of time and so the Dublin Chapter has also seen its own developments and growth slow but constant and building on the work of its committed members.

This will be the fifth Newsletter this year and my sixteenth as Editor, However all good things must come to an end. In February next year I will be stepping down from Committee to pursue a long term project in my own field of Instrument making. I can only hope that I have the pleasure of working with other kind souls like those that I have encountered in my time with the Irish Woodturners Guild membership from its conception to the present day.

The competition is hotting up now and as you can see by the Demos and competition

Page 2

details Christmas decorations are featuring as the Demo in November and as competition in December. It is great to see as many of you competing in this event as it helps to develop Ideas and technique among all the members. I hope that you are all aware that you can request the Committee to consider any idea for the competition as we find at times we do not know what to put on so as to keep a variety of objects and techniques.

As always the Committee will be looking for volunteers at the end of our year at the A.G.M. in February to fill some Committee places that will be made vacant. At the moment I am aware that my position as Editor will need filling also that of Treasurer which is currently being held by Harry Kampff. As I said last issue most of these posts require minimal work and attendance at a monthly Committee meeting. Please consider standing for a post for one year to enrich the Dublin Chapter development, it is the least that you can do in return for what you get out of turning from the Dublin Chapter.

On a final note I must thank all those that were involved in the running and manning of the Exhibition in the Square Tallaght and I am shure that the next event is only around the corner thanks to the hard work of the exhibition Committee...

(*"Mexico": continued from page 1*)

opener. All the lathes were home made, a single motor worked two lathes on a single shaft, most of the turning was spindle turning. The only chuck was a 1/2" Jacobs chuck for small work the tools all made on the spot from reinforcing bars used in concrete 3/8" - 1" heated and tempered on a small forge (and shaped) and the sharpening finished on an oil stone. So much for H.S.S. and £1000 lathes. The turners make a living from their work. They had a display of their goods, key rings, spoons, two 16" figures of Vikings with weapons, a complete wooden train set and of course the "Molinillo" which they use as a whisk for chocolate, plus much more. Of course I had to make a fool of myself and have a go on the the lathe (electric). I made a sort of a spinning top on the Jacobs chuck, good fun for all.

We had a wonderful weekend with them. It was a small town, one storey houses close together like Ireland 50 years ago. Everyone knew everyone and a very hospitable people. All the items on display to our dismay were put in a box 2ft x 18" x 18" and given to us. What could we say? We came away in a daze. If you are that way, it is well worth a visit. I am afraid our seminar will be tame with their £1000 lathes and H.S.S. tools.

Adios Amigos.

Mick Healy...



Demo by Tom Newman on woodturning tool sharpening.

Be warned! Some of the following procedures or tips may not appeal to you at all or you may believe something quite contrary to what is described. However, if like me you saw the demo and heard Tom say again and again that his ways work for him and might for others too then that's all we need to understand. But do try his methods before you make up your mind.

Tom began by stating that he invariably used the coarse 60 grit stone for all sharpening other than the skew. First he dressed the stone using a standard Devil stone to remove any glaze and to leave the surface square. He emphasised the importance of always wearing eye protection when using a grindstone. When tackling a large roughing gouge he showed how to rest ones fingers on the tool rest and allow the gouge to lie across these fingers while grasping the gouge handle lightly with the other hand. By rotating the tip of the handle gently from side to side and maintaining the same angle as far as possible he showed how it is possible to produce a good edge and uniform bevel with minimum pressure against the stone. Tom recommends removing the corners or points of the gouge to allow you to use the tool like a skew.

Next he went on to sharpen an ordinary 3/4 inch chisel using much the same technique as before but leaving a longer bevel than usual as he moved the tool across the face of the stone. It is Tom's belief that the longer bevel makes cutting easier and requires less pressure although some would say the edge will soon become dull again. Tom does not see any great advantage in finishing with an oilstone and uses his tools straight from the grinding.

To get the required edge and fingernail shape on a spindle gouge Tom moved the end of the tool up and down the stone while rotating it onto its side.

Sharpening a scraper was done in

much the same way as the chisel described above again producing the longer than normal bevel he favours.

Our demonstrator moved to the fine stone to show how he put an edge on a skew. This time he recommended resting the skew directly on the tool rest at the appropriate angle and applying minimum pressure to avoid overheating. This latter point applies to all grinding of course and is a trial of one's patience. A better way (and easier and quicker) to sharpen skews is on an ordinary sanding belt if it runs over a firm table, using a fine grade belt. In fact, says Tom, it's quite possible to sharpen all your cutting tools on a suitable sanding belt. A grinder is not absolutely necessary for this purpose.

I am sure that I have not covered everything there is to know about sharpening tools or even included all that Tom showed us in his very interesting demo but I feel this is a skill that is best learned from watching and then doing. Reading can only stimulate one to try and do better. Thanks Tom for all the useful things you showed us.

Chris Hayes September demos by Tom McDonagh and Peter Mulvaney

Tom McDonagh led off this month by showing us how he turns a simple mushroom interspersed with the odd useful tip or piece of advice. Firstly he donned his 'spacesuit' or throwaway paper overall which is marketed by the Penta Products company on the Sandyford Industrial Estate for about £3.50 pounds which he claims is ideal for woodturning, it being lightweight (paper) and fully enclosing the person and even has a hood attached (our female woodturners might appreciate that feature). Tom suggests accumulating lots of small pieces of various timbers leaving a spigot attached in case you want to mount these on a chuck later. His choice for today's demo was a 50 x 100 mm lump of yew fastened in a chuck using a skew to shape the head first and the stem last. Sanding was done with the vacuum cleaner running and the whole sealed with shellac sealer which he claims is safer to use than

cellulose.

Tip! Keep pads of cotton wool soaked in sealer, in a screwtop jar, ready for use. To polish Tom recommends 80% camellia / 20% beeswax dissolved in turps or white spirit and kept in a suitable jar or tin.

Bowl Turning-



I am assisted greatly in writing up this demo by Peter once again providing me with notes - guess which are Peter's words and which are mine!

People have been turning bowls of sorts for over 2000 years and in fact the earliest recorded specimen in Ireland has been carbon dated as belonging to the first half of the 4th century B.C. This was discovered in a bog in 1933, in the townland of Altertate Glebe near Clones in Co. Monaghan. Now preserved in the National Museum it is called the Altertate Glebe Cauldron. Made from poplar it is 18 inches in diameter and 11 inches high and originally had two handles made of yew one of which is missing. End of history lesson.

Peter began his discourse by reminding us of the various factors which should be considered before introducing chisel to wood. First consideration if the timber is in its original form is (a) whether to prepare the blank as for a normal bowl where end grain appears at two opposing sides, or (b) end grain turning as is suitable for specials such as the monkey puzzle, or (c) natural edge, or (d) dealing with a crotch. Then the various ways of mounting the blank on the lathe include, screw chuck, pin chuck, face plate, face plate ring, drilling for expansion jaws, or turning a spigot to be grasped by compression. And finally, give some thought to: form, function, finish, foot and flow before committing yourself to a final design.

Tackling the outside first Peter pointed out how important the direction of cut is when dealing with long grained timber and

(See "DEMOS": continued on page 6)

time. I admired his latest project, a magnificent set of dining room chairs with natural rush seating.

The programme arranged for us was broadly similar to last year, an Exhibition/Seminar on the Saturday and visits to local turners workshops on the Sunday. The Saturday programme was if anything even better than last year. Demonstrators included Albert Harrison, Nick Harty, Tim Hope, Ray Jones, and David Kelly. Sorby were there demonstrating their texturing and spiralling tool and there were many other trade exhibitors. Bargains were to be had with many items at less than half normal price. We were entertained to dinner after the exhibition and partook of Lancashire hotpot and copious quantities of the excellent local

bitter.

On Sunday those of us staying east of the Pennines, Tim, Harry and I were taken to visit the workshops of Ian Clarkson high up in the Pennines. Ian was the overall winner of the turning competition which was held in conjunction with the exhibition on Saturday with a beautiful bowl in birds eye maple. After lunch in the picturesquely situated Pack Horse Inn we were taken to Huddersfield to the well equipped workshop of Nick Harty. Nick is noted among other things for his large hollow vessels. His comprehensive range of tools, lathes and his workshop layout excited envious comments.

Our hosts went to enormous trouble to ensure the success of our visit and I hope we can make their return visit next April equally enjoyable...

Hugh Flynn

Insurance Scheme

Last weekend Seamus O'Reilly and Mick Healy went to the Guild Committee meeting and got some information on a new insurance scheme offered to members. Details are as follows:-

1. The policy covers manufacturing and sales of woodturning products and indemnity in respect of woodturning tuition.
2. One million pounds cover on any one accident/unlimited any one period of insurance.
3. Cost fifty pounds per person per year.
4. Not available to members who derive a full time living from woodturning/woodworking activities.
5. A minimum of 100 members must participate.
6. Only current members may join.

This insurance is effectively a product liability cover and provides indemnity should a member of the public suffer injury or loss as a result of some defect in a product manufactured by a member. It also gives cover to the owner of any property where a member may wish to give a woodturning class as well as providing an indemnity to any persons participating in the class.

Those interested should contact Owen Furniss Dublin Chapter Sec.

Many thank's

to the management and staff of

'The Square Talaght'

for the use of the Display area and facilities.

A grand total of £750 was raised by the Dublin Chapter for The ALZHEIMER Society of Ireland.

Thanks to all the members and Committee who Participated in any way.

Alzheimer's Disease Who Cares? We Do!



The Alzheimer Society of Ireland

There are more than 33,000 Irish men and women with Alzheimer's Disease: approximately 6% of the total population over 65 years of age and 20% of those over 80 years of age are victims.

Although mainly a disease of old age it can and does strike as early as 50, 40 or even 30 years of age.

ALZHEIMER'S DISEASE (pronounced *altz-himer*) was identified by Dr. Alois Alzheimer in 1907 - its cause is still unknown - it is so far incurable and there is no effective treatment for it.

Alzheimer's Disease made the front pages of the world press when it was discovered that Rita Hayworth, the beautiful film star of the fifties, was one of its victims, it can strike anyone.

What are the Symptoms?

Alzheimer's is a degenerative disease of the brain cells which leads on irrevocably to the destruction of all mental and physical functions. Initially, there is increasing memory loss, confusion and a tendency to wander and become lost in familiar surroundings. Then there is physical deterioration,

incontinence and eventually, complete helplessness. It destroys the personality and identity of its victims. It renders them immobile, unable to recognise even their closest family members and eventually without speech. This is why it is called "THE LIVING DEATH".

How it affects the Family

The family affected on two levels - emotional and practical.

In many ways the relatives suffer more from the effects of Alzheimer's Disease than the victims themselves. Having to watch someone you love disintegrate, little by little, is agonising. Adjustment to the role reversal of parent/child is especially difficult for young adults and teenagers to accept.

All social life is completely disrupted. In many cases legal and financial problems have to be faced and professional advice sought.

The Carer- husband or wife, son or daughter, other relative or friend faces a heartbreaking and intolerable burden relieved only by the death of the loved one.

What is the Treatment?

Virtually none at present, in spite of enormous sums of money spent on research worldwide.

Is there a Cure?

Sadly no. It is inevitably a terminal disease.

THE ALZHEIMER SOCIETY OF IRELAND was formed out of desperation by dedicated relatives and friends of Alzheimer victims. It aims are:-

- (a) To arouse maximum awareness of Alzheimer's disease.
- (b) To supply information

and help to affected families.

(c) To inform the medical profession and all ancillary services about the disease and particularly of the Carers' problems.

(d) To provide assistance to the Carers by establishing support groups, and organising respite and caring facilities.

(e) To campaign for statutory Day-Care, Short Term Respite and Long Term Residential Care for Alzheimer victims.

(f) To obtain practical and financial support for Carers who are looking after victims in their own homes.

(g) To support medical and statistical research into the causes, incidence and treatment of Alzheimer's disease.

WHAT YOU CAN DO TO HELP

WHAT YOU CAN DO TO HELP

(a) Become a friend of the Society by completing the attached Application and mailing it with your subscription/donation to the Society.

(b) Persuade others to become friends.

(c) Tell your relatives and friends about the Society and encourage their involvement and support.

(d) Offer your services to one of the support groups or Day Care Centres.

(e) Organise and/or support fund raising activities for which we have a list of suggestions.

**THE ALZHEIMER SOCIETY OF IRELAND,
ALZHEIMER HOUSE,
43 NORTHUMBERLAND AVENUE,
DUN LAOGHAIRE, CO. DUBLIN.
TEL: 01-284 6616.
FAX: 01-284 6030.**

*Taken from the Alzheimer's Society
Publication Editor...*

Terenure College

("DEMOS": continued from page 3)

moving the tool from bottom to rim helps to prevent tearing out end grain, the bane of many turners. Refresh the edge of your chisel before making the final outside cuts and Peter suggests a 1 inch scraper used in the shearing mode as one way of getting a smooth finish. Power sand or wet sand or both, whichever is preferred and apply a finish according to the intended function. If a carved rim is desired it is best done at this stage and certainly before any hollowing takes place.

Assuming the foot has been prepared to suit your mounting system reverse the blank and begin on the inside. Keep in mind before running on how important the rim is too. Since this part of the bowl is eye-catching decide which of the following would suit your particular vessel: flat, rounded, undercut, beaded, curved, or concave. Remembering that a well chosen and properly executed rim will enhance a bowl make your choice early on and define the inner rim of the edge with the long point of the skew. This helps also to prevent kickback when gouging out the inside. For maximum ease when removing wood from the inside look to the shape of the bevel on your gouge. This is especially true when working on a deep bowl and for this a short bevel is recommended to allow you to cut right into the bottom with the bevel in contact at all times. Too often the bowl gouge is sharpened with a longish bevel resulting in a pointed shape which may be alright for many uses but gives rise to uneven and ridge shaped cuts. Even with good tool work and frequent sharpening you may still wind up with torn end grain. Resort to a well sharpened scraper to remedy this stopping the lathe as necessary and highlighting those stubborn areas with chalk.

Some tips;

maintain a comfortable stance at the lathe and keep the tool handles in tight to the body. Shearing with the skew, keep the tool pointing upwards and try to shear from centre out to rim. When mounted in a chuck, frequently check for tightness, vibration can make things work loose. Dozy or very soft spalted woods can be solidified with sealer or PVA. Sunflower oil makes a good finish. Oil clogged paper can be reconstituted by boiling in water. Red backed sandpaper is OK with water. Try to remove all wood and do all shaping in one session as wood can and often does move or change shape if left overnight or for longer. To protect hands when turning natural edge bowls wear lightweight fabric gloves. And finally, as Peter so dramatically proved, its helpful to have a simple depth gauge nearby to tell you when to stop cutting!

Thanks to Tom and Peter for for your well planned and present-ed demos.

Dunbar Trading Services

Timber Supplier Patrick Cyran
4 Castleknock Grove, Dublin, 15.
Phone 01 8211 023
Mobile 088 618475

Competition League Table For August, September and Totals to date 97

Advanced

Position	Name	points	entries	Aug	Sep
1	P. Mulvaney	2548	8	274	281
2	E. O'Reilly	2375	8	248	262
3	H. Kampff	1838	6		274
4	D. McMahon	1785	6		274
5	J. Wetherall	1446	5	266	
6	T. Forde	1390	5		
7	T. Lally	1321	5		
8	O. Furniss	1223	4	253	
9	M. Healy	962	3		287
10	T. McGill	951	3	280	327
11	H. East	938	3	319	291
12	T. Hayes	927	3	241	
13	A. Finlay	731	2		
14	S. O'Reilly	570	2		262
15	P. Doyle	539	2		258
16	H. Flynn	343	1		
17	P. Sheridan	338	1		
18	S. Cassidy	329	1		
19	Joe O'Neill	245	1		245


Experienced

Position	Name	points	entries	Aug	Sep
1	P. McArdle	1804	8	172	198
2	P. Kerr	1795	8	240	221
3	J. Wigham	1742	8	222	257
4	M. Ryan	1023	4	228	
5	A. Lawlor	787	3		
6	A. Sloane	714	3	227	226
7	P. O'Gorman	706	3		231
8	C. Hayes	639	3		230
9	W. Reynolds	619	4		172
10	G. Forrestal	567	2		261
11	G. Cronin	464	2		205
12	A. Graham	457	2		
13	W. Edwards	444	2	195	
14	P. Murray	199	1		

Beginners

Position	Name	points	entries	Aug	Sep
1	M. Deegan	1201	7	173	180
2	J. Molloy	990	6		164
3	N. Castle	712	4		180
4	M. Kenny	635	4		167
5	Gearoid Hogan	518	3	157	182
6	P. Ward	466	3		150
7	R. Hurley	440	3	119	135
8	F. Foley	340	2		166
9	J. Gorman	289	2	167	
10	Philip Baugh	203	1		203
11	D. Byrne	199	1		
12	M. Boyle	195	1		
13	B. Dunne	194	1		
14	Seamus Carter	191	1		191
15	N. McConnell	188	1		
16	B. Fennell	182	1		
17	B. Byrne	170	1		
18	J. Gordon	167	1		
19	Jim Crowley	153	1		153
20	Kevin Dunne	139	1	139	
21	D. Begg	123	1		
22	R. Tait	100	1		

Chapter News



STRIPPING A CHIPPENDALE... ...OR FRENCH POLISHING A SHERATON?

Before you do anything to antique furniture, contact Barney's Paint Stores. We offer the complete range of varnishes, polishes, glazes, stains, and waxes to the antique trade, backed by the experience of Kevin Darcy, late of Dodds.

Call to your local Barney's Paint Stores at
94 Annamore Tce., Cabra, Dublin, 7.
205 South Circular Rd., Dublin, 8.
Or call 8681096

Barney's
PAINT STORES

Web Page Addresses

Dublin Chapter Home page, http://www.clubi.ie/phillip/DCIWG_Home.html
NEWS Page,
[Http://www.clubi.ie/phillip/DCIWG_NEWS.html](http://www.clubi.ie/phillip/DCIWG_NEWS.html)
League Table results, http://www.clubi.ie/phillip/DCIWG_LT.html

July/August Newsletter, http://www.clubi.ie/phillip/DCIWG_NL_V4n04.html

e-mail Addresses

Phillip Murray e-mail: phillip@clubi.ie
Next Issue will include further addresses and links. For further Details lookup the Dublin Chapter Home page which will be updated on a monthly basis.

We want to know
who you are
Remember
Wear your
badge

Acknowledgements

Mexico by Mick Healy. UK
Exchange Visit by Hugh Flynn.
Demos by Chris Hayes.
Insurance by Owen Furniss.
ALZHIEMERS c/o Alzhimers
Society. Jim Molloy,
Competition League Table.
Phillip Murray Editor...

North Strand V.E.C.

Meetings on the last Thursday in
October and November at 7.30 -
9.30pm. Contact Mick Healy about
Further Meeting. Details to be
announced of demos.

All are welcome to attend and enjoy
the discussion...



Notice to Woodturning Teachers & Students.

The following
is a list of
Turners who
give classes (at
home or in
schools). Would
those who wish to have their
names included on this list please
forward their details in writing, to
myself or any of the committee,
Ed...


**Gerard Byrne St Killians School
Phone 2866874**

**Joe O'Neill 27 Ballinteer
Drive, Phone 4541822/298441**

**Tom Newman St Tiernans
Community School, Phone
2987141**

**Willie Caffrey North strand,
Phone 8481725**

**Petrer Mulvaney, Dunlaoghaire,
Phone 2802745.**



The Dublin Chapter is a local
area Chapter of the Irish
Woodturners Guild. Our
purpose is to provide a meet-
ing place for local turners to
share ideas and techniques and
to educate the general public
regarding the art of woodturn-
ing.

The Chapter meets on the first
Saturday of the month in
Terenure College
at 10.00 a.m.

Those that are interested are
asked to come along and meet
like minds.

The following are the current
Committee and new members
are asked to phone their near-
est Committee member with
regard to queries or any advice.

1997/8 Committee

Chairman **Des McMahon** 21 Arnold
Grove, Glenageary, Co Dublin. 2852947
Vice Chairman & National Committee
Representative **Peter Mulvaney** 33
Ardmore Park Dun Laoghaire Co Dublin.
2802745
Hon Sec **Owen Furniss** 40
Broadford Cres. Ballinteer Co. Dublin
Hon Treasurer **Harold Kampf** 2
Drumartin Close, Goatstown, 2982425
Newsletter Editor **Phillip Murray**
17 Idrone Close, Knocklyon, 4941269
Assistant Editor **Chris Hayes**, 85 Willowpark
Grove, Glasnevin, Dub, 11. 8422525.
Competitions **Jim Molloy** 39
Glenbrook Park, Dublin, 14. 4934477
Librarian **Ed. Farrell** 29 Deanstown Green,
Ringslas, Dub, 11. 8346818
Harry O'Riordan Acer Gld, Burnaby Park,
Greystones Co Wicklow. 2875345
Allen Graham 16 Wyathville Park,
Loughlinstown, Dun Laoghaire, Co Dublin.
2823448

In order to help the newer members of
the Guild, the Committee make their
details available to all. Please phone the
nearest Committee member and they will
help answer your query or put you in
contact with others in your area.

Advertisements


CITY SAW SERVICES LTD.
 New Blades & Sharpening service
Tungsten Tipped Saw Blades
 Circular Plate Saws
 Band Saw Blades- Wood Cutting
 Planer Blades, etc
**POWER TOOLS SALES &
 SERVICE - ALL MAKES**
ESTIMATES FREE
 Aughrim Lane, Aughrim Street,
 Dublin 7.
 Telephone 838 3935 Fax 8383119
 Mobile: 088 - 551903

Bowl Blanks
 Turning Stock
 from Dried Irish
 Hardwoods
Brian Walsh
 Ashford Co
 Wicklow
Ph 0404 40504

**Philip J. Dix &
 Co. Ltd.**
 Tel: 6717144/6710579,
 6 Aston Quay, Dub,2.
 Supplier of Quartz clock
 movements and
 accessories
NEW SHONTEK Quartz
 movement complete with
 3 plastic hands £1.50+
 V.A.T.

ABBEY WOODS

STOCKIST OF VENEERS,
 HARDWOODS AND
 SELECTED SOFTWOODS



INTRODUCING ABBEY WOOD CRAFT CENTRE

"The Home of Woodworking"

Bowl Blanks
 Turnery Squares
 Tooling
 Craft Accessories
 Finishes (Liberon & Rustins)
 Inlays
 Glues
 Flooring

ABBEY WOODS LIMITED

Unit 22, Baldoyle Industrial Estate,
 Dublin, 13.
 Telephone (01) 839 3435
 Fax (01) 832 8968

DOWNTOWN TOOL & D.I.Y.

137 Capel Street,
 Dublin, 1.
 Phone: 873 2000
 Fax: 872 4080

**Woodcarving Tools,
 Woodturning Tools,**


Fine Woodworking Tools Manu-
 factured in Sheffield for over 200
 years
 By *Robert Sorby*

Discount to Members of the Irish
 Woodturners Guild available, on
 production of your current 96/7
 membership card.

Also
**Power tools: Makita, Kress,
 Bosch, ELU, Dewalt plus all
 accessories.**
**Hand Tools: Stanley, Marshal-
 town, Evans, Stabila, Arrow,
 Footprint, Draper.**
 Call for further details.

Disclaimer: While every effort to check details is made prior to publication, there may be errors or omissions. The Irish Woodturners Guild Dublin Chapter cannot accept any liability for such errors and wherever possible corrections will be notified in following issue...

Page 8



Phillip Murray, Editor
 17 Idrone Close,
 Templeogue,
 Dublin, 16.
 Phone +353 1 494 1269
 e-mail: phillip@cubi.ie
 ULR: http://www.cubi.ie/phillip/DCIWG_Home.html

Address Label Here